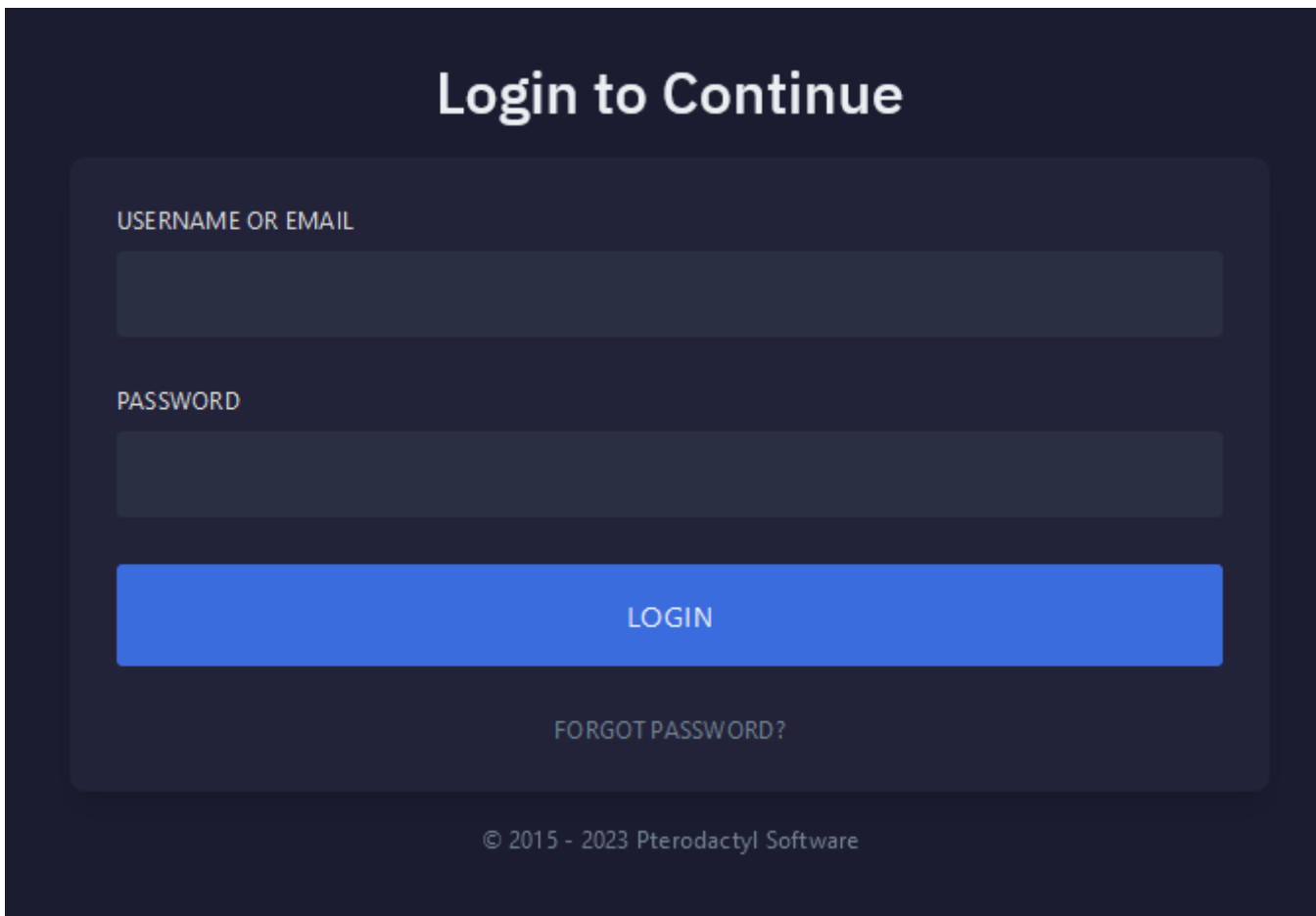


How do I reset my forgotten password on Pterodactyl?

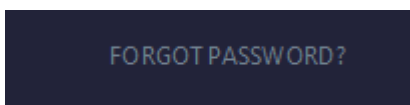
Step 1

Navigate to [Pterodactyl](#) panel's login screen.



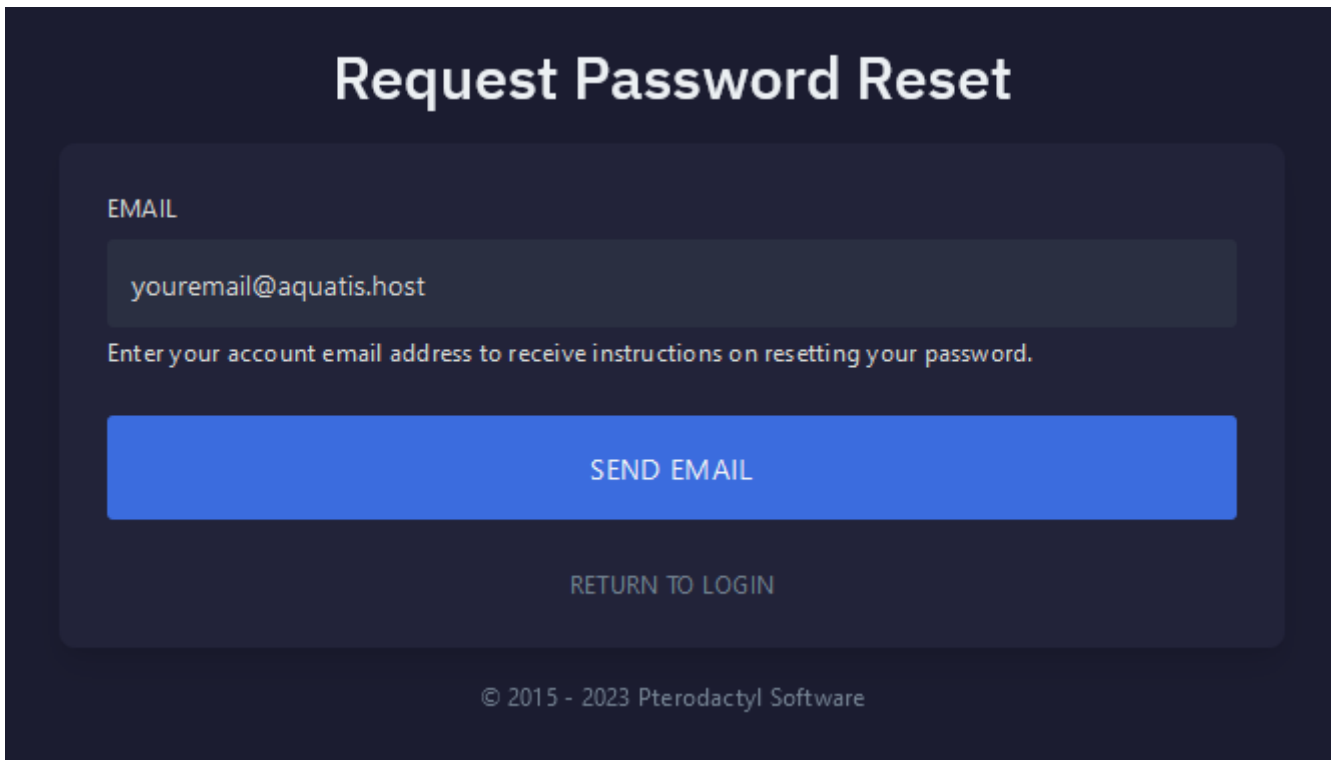
Step 2

Select **Forgot Password**.



Step 3

Type your email in the box and click the **Send Email** button.



The image shows a dark-themed web form titled "Request Password Reset". At the top, the title is displayed in large white font. Below it, the word "EMAIL" is written in smaller white font. A text input field contains the email address "youremail@aquatis.host". Underneath the input field, a line of text reads "Enter your account email address to receive instructions on resetting your password." Below this text are two buttons: a prominent blue button labeled "SEND EMAIL" and a smaller, light gray button labeled "RETURN TO LOGIN". At the bottom of the form area, there is a copyright notice: "© 2015 - 2023 Pterodactyl Software".

Step 4

Navigate to your email and select the **Reset Password** button on the Aquatis email.

Aquatis LLC

Hello!

You are receiving this email because we received a password reset request for your account.

[Reset Password](#)

If you did not request a password reset, no further action is required.

Regards,
Aquatis LLC

If you're having trouble clicking the "Reset Password" button, copy and paste the URL below into your web browser:

<https://pterodactyl.aquatis.host/auth/password/reset/>

Step 5

Type in your new password, then type it again to confirm it. Once completed select the **Reset Password** button.

Reset Password

Email

NEW PASSWORD

Passwords must be at least 8 characters in length.

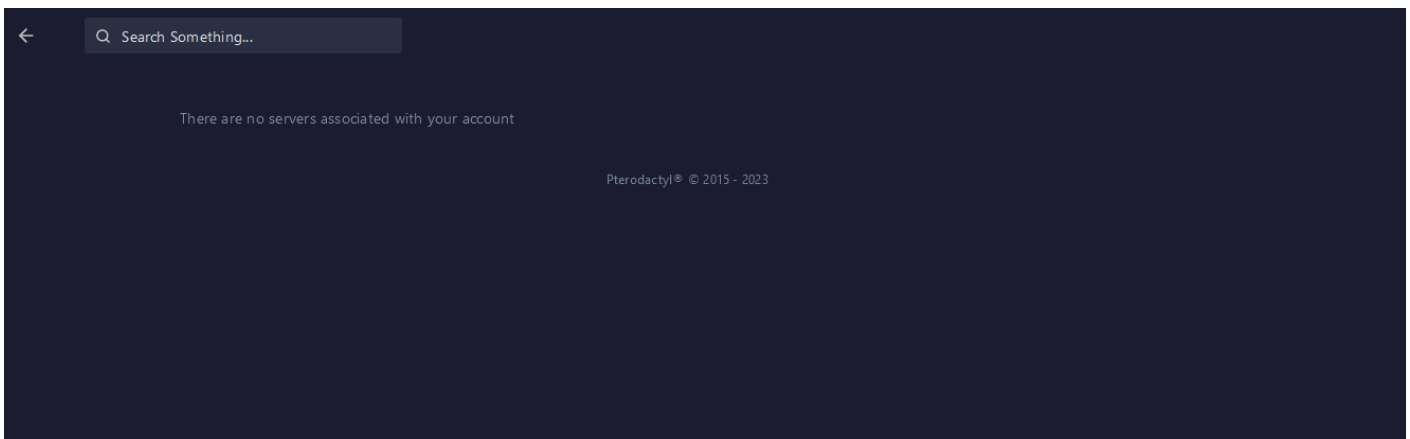
CONFIRM NEW PASSWORD

RESET PASSWORD

[RETURN TO LOGIN](#)

Step 6

The system will automatically sign you into your account.



You have completed reading this guide.

Revision #3

Created 24 April 2023 18:30:37 by Joseph K

Updated 24 April 2023 20:35:03 by Joseph K