


How do I generate an API key for Aquatis Manager?

This article explains how you would generate an API key for AquatisManager or other Minecraft-related products.

After completing the steps the API key will be displayed in a greyed outbox. Please keep your API key secret as it is like a password for your account.


Step 1

Log in to the [Multicraft Panel](#).




Step 2

Click Profile on the top navigation bar.




Step 3

Click Generate API Key on the left navigation bar. Select Yes on the pop-up.



Step 4

Copy the API Key details and paste where needed.



Revision #3

Created 11 August 2022 19:40:44 by Admin

Updated 14 August 2022 00:35:09 by Joseph K